

Art Choice Board for the weeks of April 6 –May15

DO NOT FORGET WHEN YOU EMAIL ME YOUR WORK; I NEED THE STUDENTS NAME/TEACHER.

Please choose **One or more activities** that you would like to complete per week. You have three weeks for these assignments, so I expect lots of detail. If you rush to get this done, I can tell. You know that to receive credit (that's like an A!) you must have lots of detail. In the case of a drawing, ask yourself did you add texture and detail? What does your background tell me? If you used found objects did you really try or did you only spend a few minutes. (I can tell the difference.) You may pick any assignment regardless of the age guidelines.


I hope you are all doing well. I do not want my assignments to add stress so pick the ones that look fun to you. Also, pick assignments that do not require you to go buy supplies. Look around your house for art supplies. You can use the inside of a cereal box to draw on.

The easiest way to submit assignments is to upload them in our Gould Gallery group at <https://www.facebook.com/groups/681527649282375/>

Or email me a picture. My email is clemencia.niles@sccpss.com

Happy Creating,

Mrs. Niles



<https://www.storylineonline.net/books/carlas-sandwich/>

Watch the story/video
Draw a picture of your own wild and crazy sandwich.



Make a portrait from found objects. Don't forget the eyes are in the middle of the head. The bottom of your nose is between the eyes and chin.



Inspired by




- *Giuseppe Arcimboldo*
- *Summer, 1563,* [Kunsthistorisches Museum, Vienna](http://www.kunsthistorischesmuseum.com)

Color wheel



Make a color wheel from things around your home. Send a picture.




Get outside with some sidewalk chalk.

Draw a picture to put yourself in. Don't forget to have someone else take your picture.



Draw outside! Get a flat surface like a book and some paper. Go find something outside to draw. In France they call this, "En Plein Air". Draw the nature around you as you see it.



Monet



<https://www.storylineonline.net/books/tale-of-two-beasts/>

Listen to the story online. Draw or paint a picture bigger than your hand of the animal you would like to make a pet for your self.

Texture Rubbings

Go outside with blank paper and pencil or crayons that have no paper on them. See how many textures you can collect. To make rubbings you hold the paper so it doesn't move, you rub the crayon back and forth

Make a face collage

Cut out pictures from magazines or advertisements. Arrange them to make a new portrait. You will need sturdy paper or thin cardboard to glue your pieces to. (Cereal boxes make good cardboard



Make a rainbow collage. You

on the paper side.



backgrounds.




don't have to glue items to cereal box for your background. Look through all the junk mail, food boxes and magazines for colorful images to add to your rainbow collage.

Cut out images from magazines or advertisements. Arrange them to create a picture. Now draw any objects details you wish to add to this picture.



<https://www.youtube.com/watch?v=OYyS-Par5wQ>

Follow the link above to learn how to make a paper fish weaving. You can use any paper color both papers before cutting and weave it. Send me your fish picture.



<https://www.storylineonline.net/books/when-a-dragon-moves-in/>

Listen to the story online. Draw or paint a picture of your favorite part of the story. Make sure you include the background in your picture. Color your drawing, and send it to me.